

March 2026

All Home Types
Detached
Attached
Attached/Townhouse

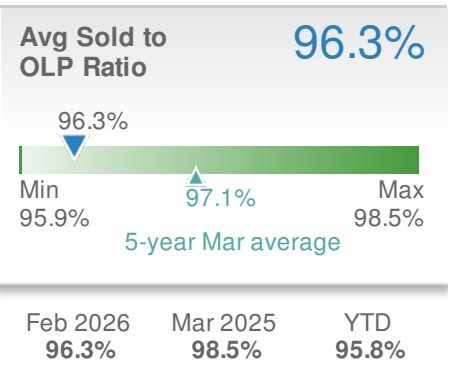
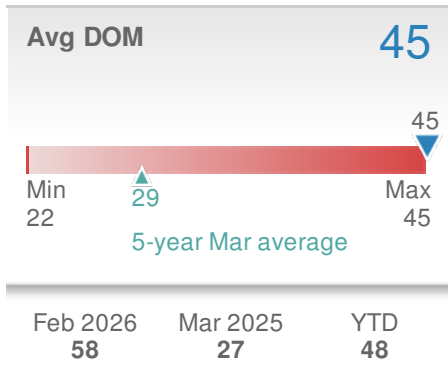
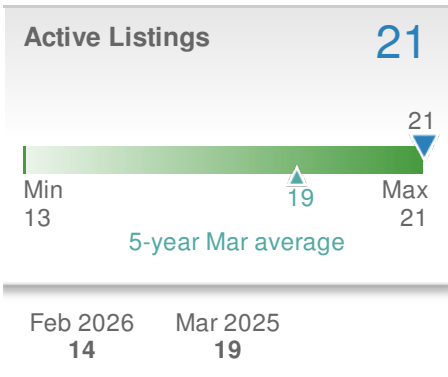
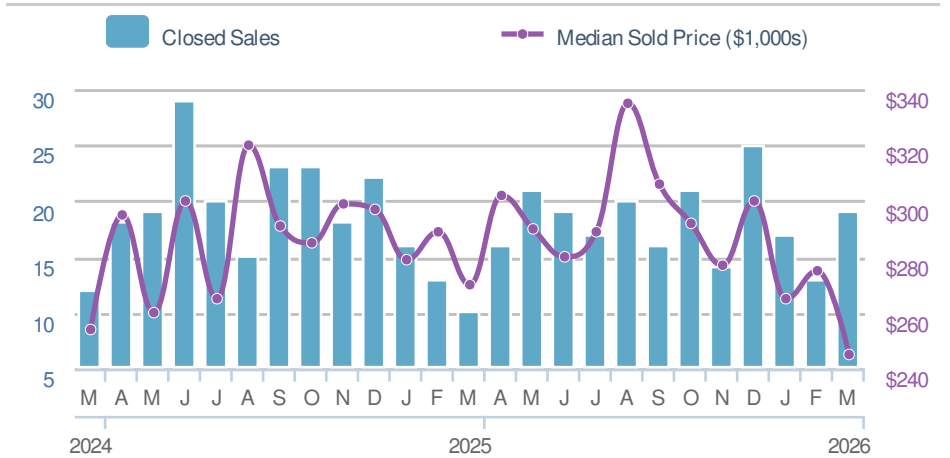
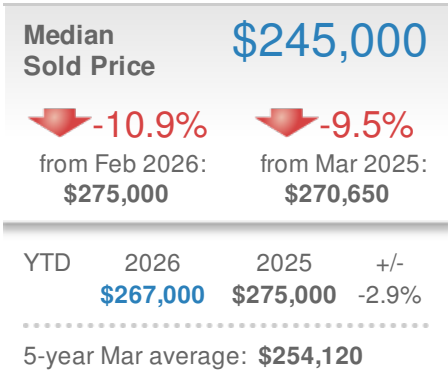
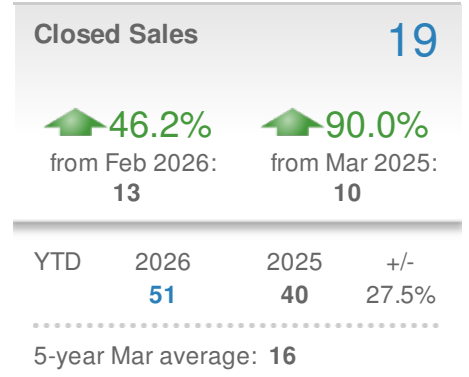
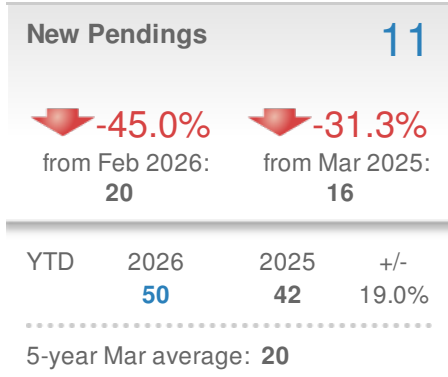
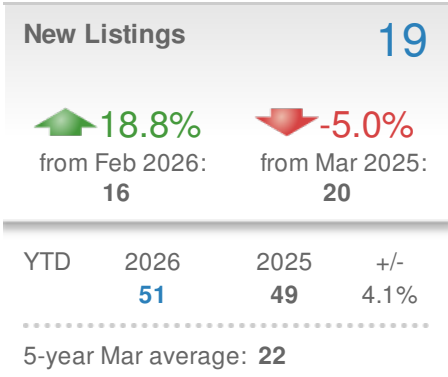
Local Market Insight

Interboro (Delaware, PA)

March 2026

Interboro (Delaware, PA)

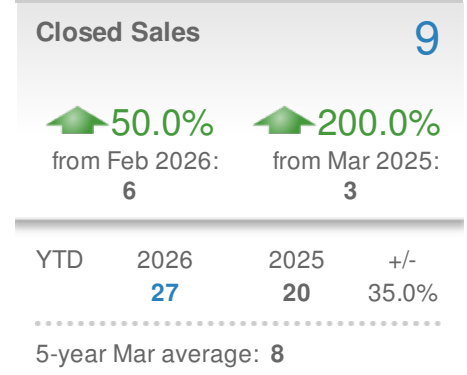
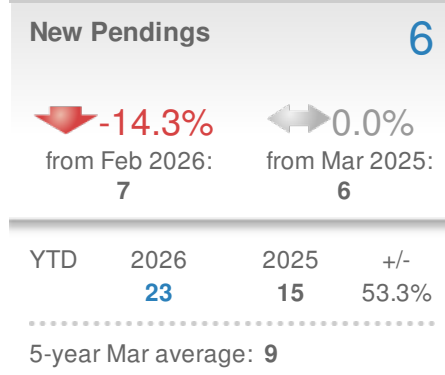
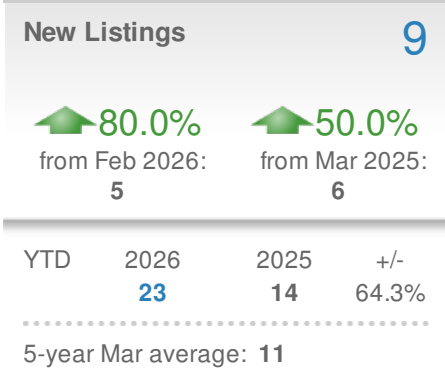
Email: ldavis@tcsr.realtor



March 2026

Interboro (Delaware, PA) - Detached

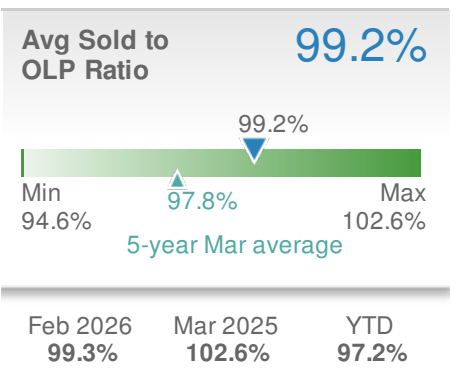
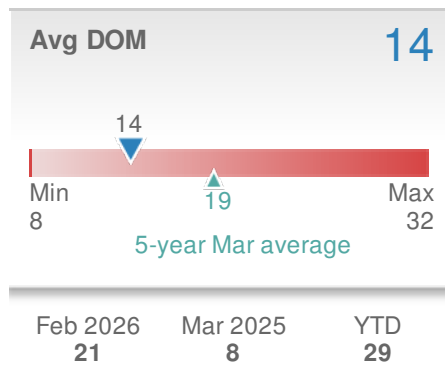

Tri-County Suburban REALTORS
Email: ldavis@tcsr.realtor



Summary

In Interboro (Delaware, PA), the median sold price for Detached properties for March was \$330,000, representing no change compared to last month and an increase of 24.5% from Mar 2025. The average days on market for units sold in March was 14 days, 28% below the 5-year March average of 19 days. There was a 14.3% month over month decrease in new contract activity with 6 New Pendings; a 30% MoM decrease in All Pendings (new contracts + contracts carried over from February) to 7; and a 100% increase in supply to 4 active units.

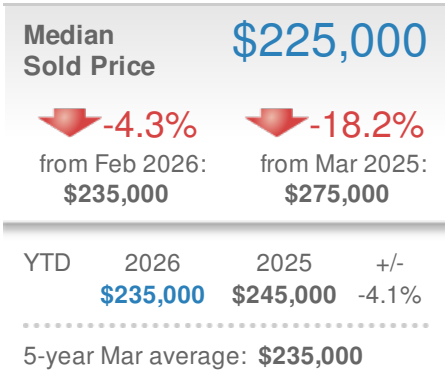
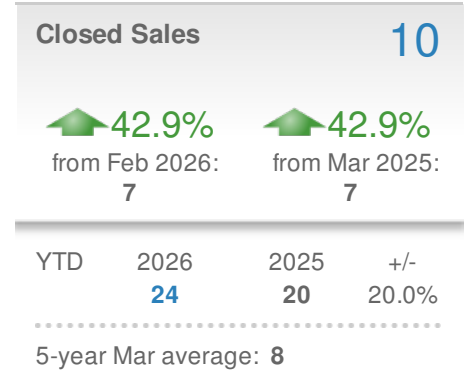
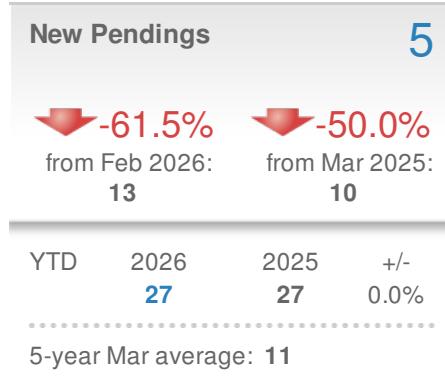
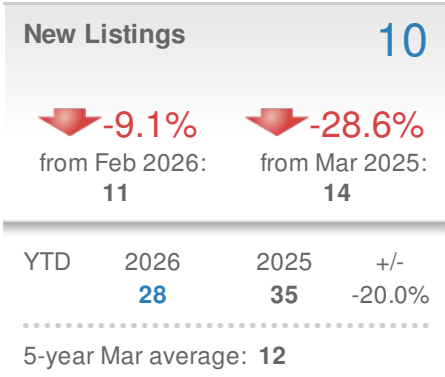
This activity resulted in a Contract Ratio of 1.75 pendings per active listing, down from 5.00 in February and a decrease from 1.80 in March 2025. The Contract Ratio is 13% lower than the 5-year March average of 2.00. A higher Contract Ratio signifies a relative increase in contract activity compared to supply, and indicates the market is moving in the seller's favor. A lower Contract Ratio signifies a relative decrease in contract activity compared to supply, and indicates the market is moving in the buyer's favor.



March 2026

Interboro (Delaware, PA) - Attached


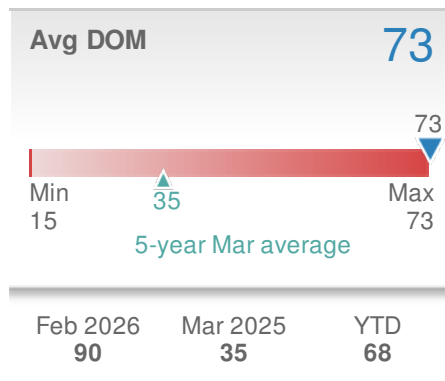
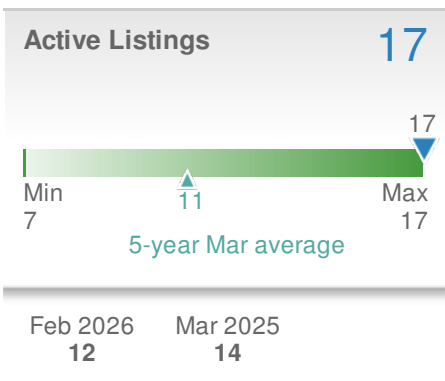
Tri-County Suburban REALTORS
Email: ldavis@tcsr.realtor



Summary

In Interboro (Delaware, PA), the median sold price for Attached properties for March was \$225,000, representing a decrease of 4.3% compared to last month and a decrease of 18.2% from Mar 2025. The average days on market for units sold in March was 73 days, 106% above the 5-year March average of 35 days. There was a 61.5% month over month decrease in new contract activity with 5 New Pendings; a 40% MoM decrease in All Pendings (new contracts + contracts carried over from February) to 9; and a 41.7% increase in supply to 17 active units.

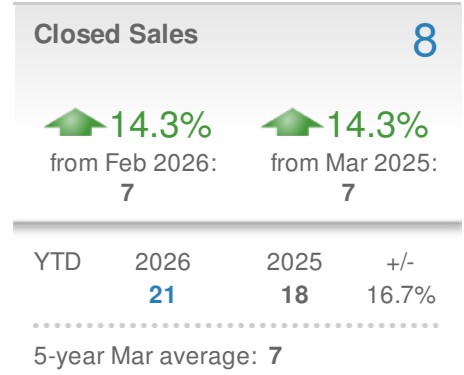
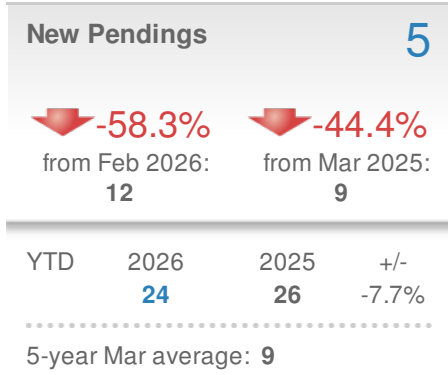
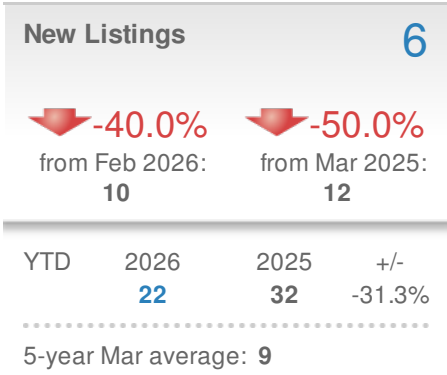
This activity resulted in a Contract Ratio of 0.53 pendings per active listing, down from 1.25 in February and a decrease from 1.00 in March 2025. The Contract Ratio is 65% lower than the 5-year March average of 1.52. A higher Contract Ratio signifies a relative increase in contract activity compared to supply, and indicates the market is moving in the seller's favor. A lower Contract Ratio signifies a relative decrease in contract activity compared to supply, and indicates the market is moving in the buyer's favor.



March 2026

Interboro (Delaware, PA) - Attached/Townhouse

Tri-County Suburban REALTORS
Email: ldavis@tcsr.realtor



Summary

In Interboro (Delaware, PA), the median sold price for Attached/Townhouse properties for March was \$230,000, representing a decrease of 2.1% compared to last month and a decrease of 16.4% from Mar 2025. The average days on market for units sold in March was 70 days, 117% above the 5-year March average of 32 days. There was a 58.3% month over month decrease in new contract activity with 5 New Pendings; a 33.3% MoM decrease in All Pendings (new contracts + contracts carried over from February) to 8; and a 25% increase in supply to 10 active units.

This activity resulted in a Contract Ratio of 0.80 pendings per active listing, down from 1.50 in February and a decrease from 1.20 in March 2025. The Contract Ratio is 48% lower than the 5-year March average of 1.55. A higher Contract Ratio signifies a relative increase in contract activity compared to supply, and indicates the market is moving in the seller's favor. A lower Contract Ratio signifies a relative decrease in contract activity compared to supply, and indicates the market is moving in the buyer's favor.

