

March 2026

All Home Types
Detached
Attached
Attached/Townhouse

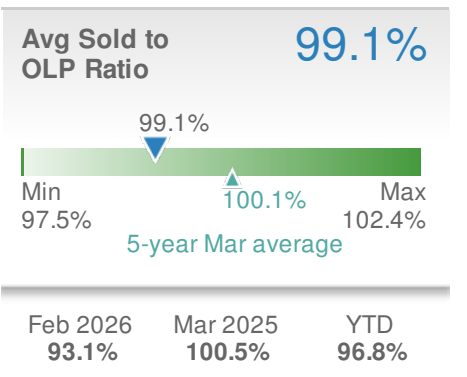
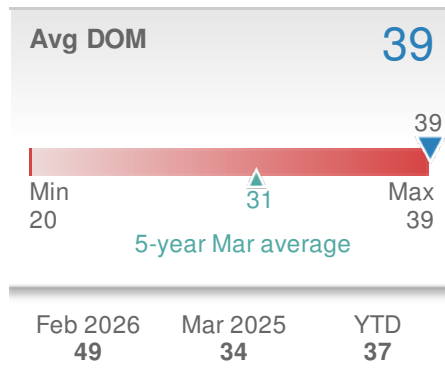
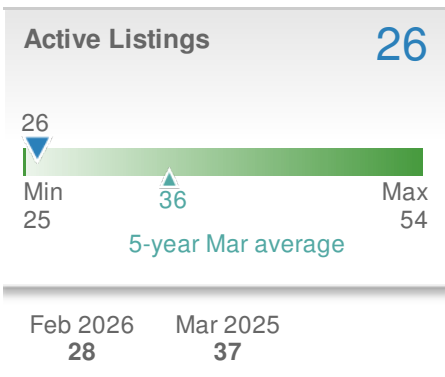
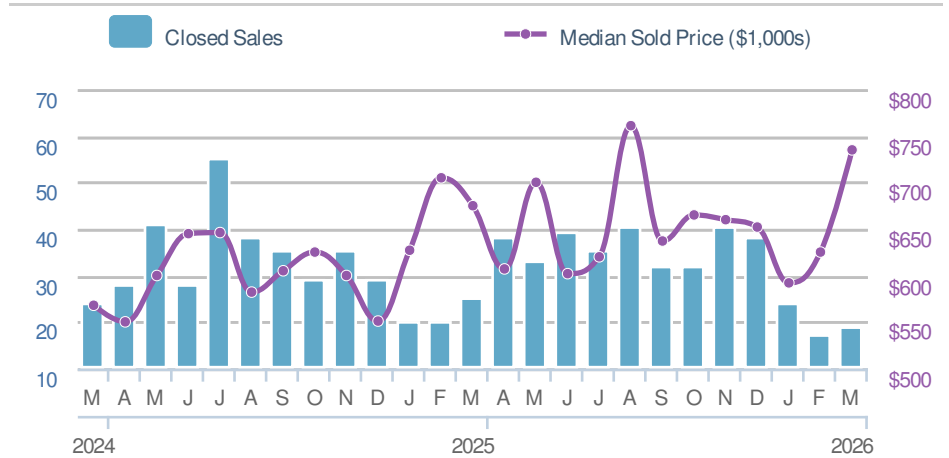
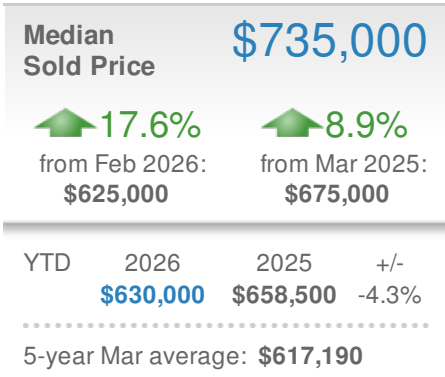
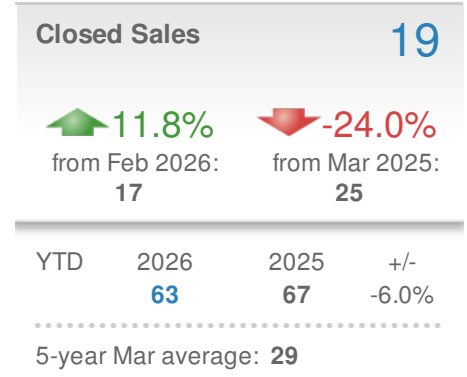
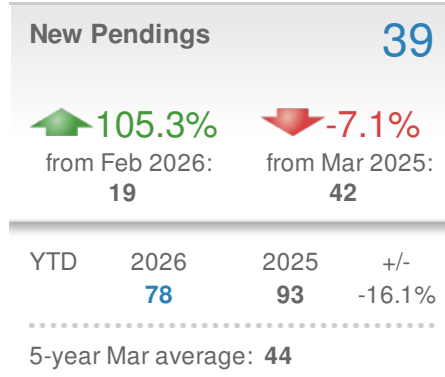
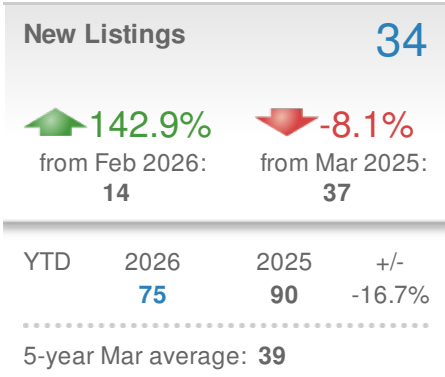
Local Market Insight

Marple Newtown (Delaware, PA)

March 2026

Marple Newtown (Delaware, PA)

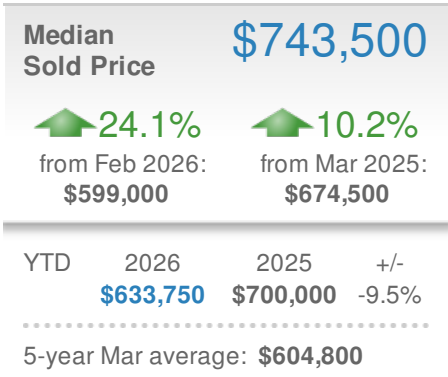
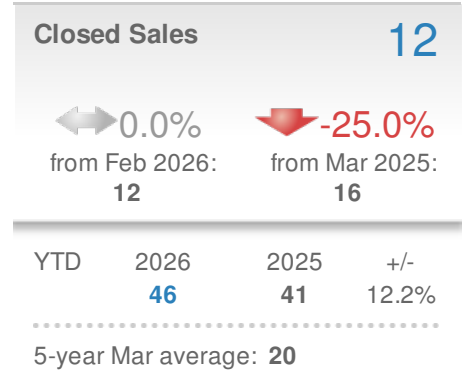
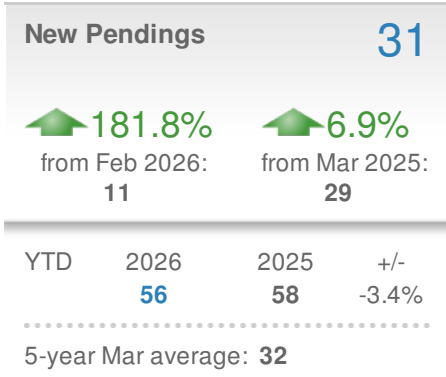
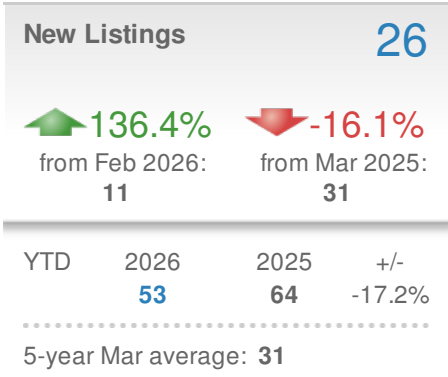
Email: ldavis@tcsr.realtor



March 2026

Marple Newtown (Delaware, PA) - Detached


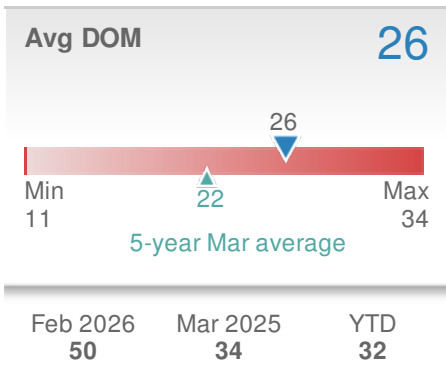
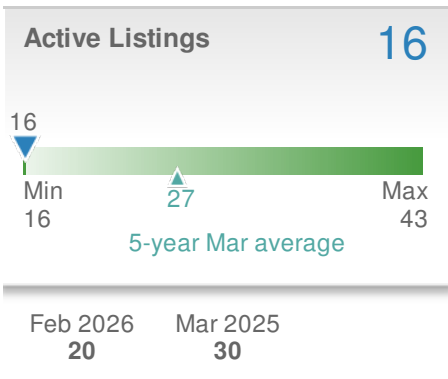
Tri-County Suburban REALTORS
Email: ldavis@tcsr.realtor



Summary

In Marple Newtown (Delaware, PA), the median sold price for Detached properties for March was \$743,500, representing an increase of 24.1% compared to last month and an increase of 10.2% from Mar 2025. The average days on market for units sold in March was 26 days, 19% above the 5-year March average of 22 days. There was a 181.8% month over month increase in new contract activity with 31 New Pendings; a 69.2% MoM increase in All Pendings (new contracts + contracts carried over from February) to 44; and a 20% decrease in supply to 16 active units.

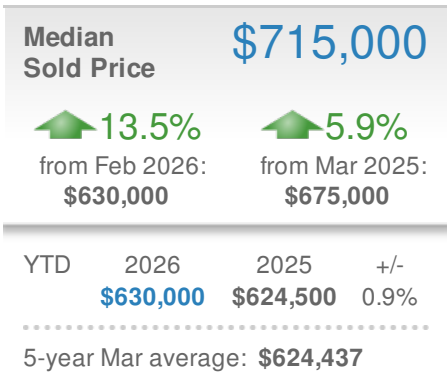
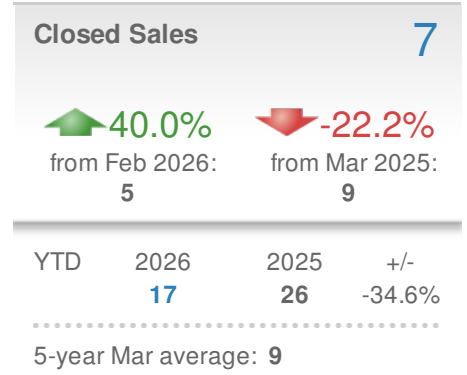
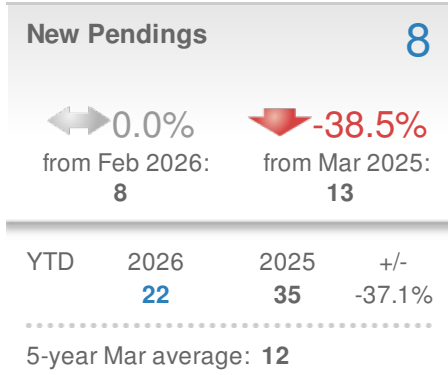
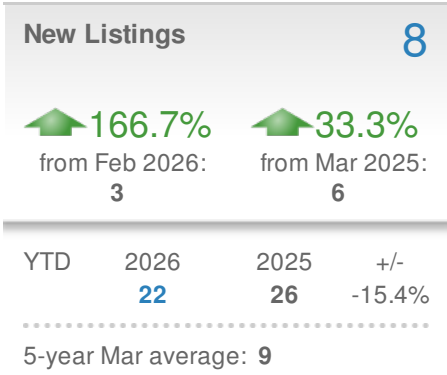
This activity resulted in a Contract Ratio of 2.75 pendings per active listing, up from 1.30 in February and an increase from 1.70 in March 2025. The Contract Ratio is 35% higher than the 5-year March average of 2.04. A higher Contract Ratio signifies a relative increase in contract activity compared to supply, and indicates the market is moving in the seller's favor. A lower Contract Ratio signifies a relative decrease in contract activity compared to supply, and indicates the market is moving in the buyer's favor.



March 2026

Marple Newtown (Delaware, PA) - Attached

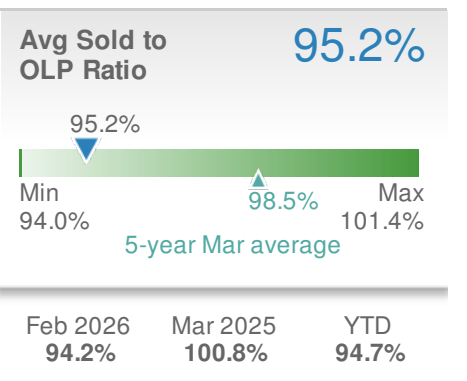
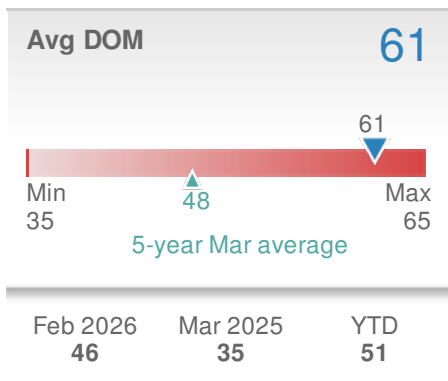
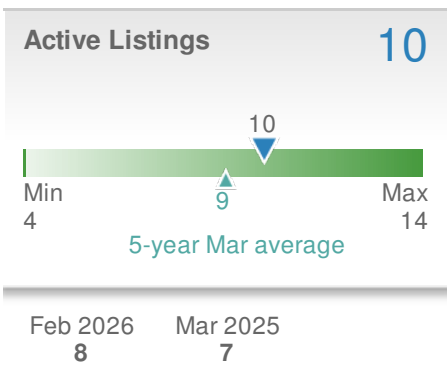
Tri-County Suburban REALTORS
Email: ldavis@tcsr.realtor



Summary

In Marple Newtown (Delaware, PA), the median sold price for Attached properties for March was \$715,000, representing an increase of 13.5% compared to last month and an increase of 5.9% from Mar 2025. The average days on market for units sold in March was 61 days, 28% above the 5-year March average of 48 days. There was no month over month change in new contract activity with 8 New Pendings; an 8.3% MoM increase in All Pendings (new contracts + contracts carried over from February) to 13; and a 25% increase in supply to 10 active units.

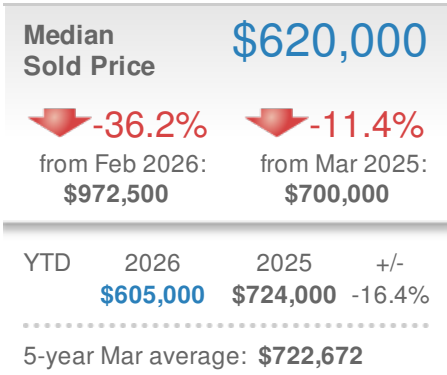
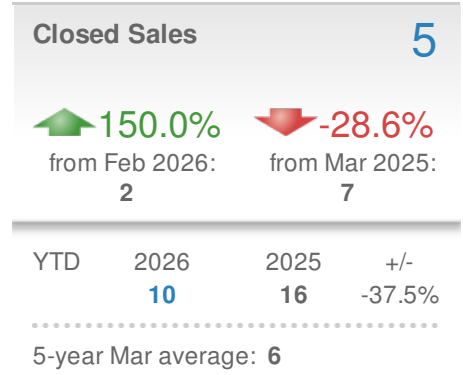
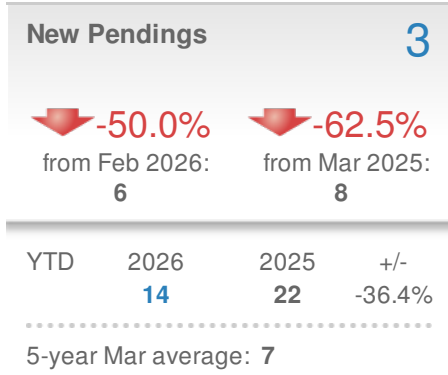
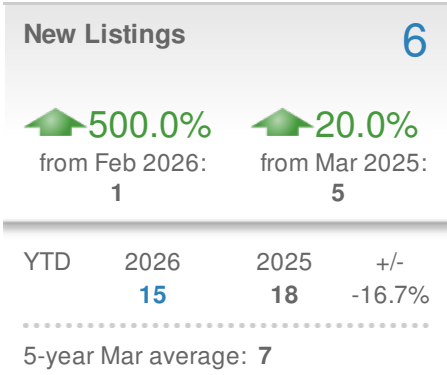
This activity resulted in a Contract Ratio of 1.30 pendings per active listing, down from 1.50 in February and a decrease from 3.86 in March 2025. The Contract Ratio is 52% lower than the 5-year March average of 2.73. A higher Contract Ratio signifies a relative increase in contract activity compared to supply, and indicates the market is moving in the seller's favor. A lower Contract Ratio signifies a relative decrease in contract activity compared to supply, and indicates the market is moving in the buyer's favor.



March 2026

Marple Newtown (Delaware, PA) - Attached/Townhouse

Tri-County Suburban REALTORS
Email: ldavis@tcsr.realtor



Summary

In Marple Newtown (Delaware, PA), the median sold price for Attached/Townhouse properties for March was \$620,000, representing a decrease of 36.2% compared to last month and a decrease of 11.4% from Mar 2025. The average days on market for units sold in March was 76 days, 68% above the 5-year March average of 45 days. There was a 50% month over month decrease in new contract activity with 3 New Pendings; an 11.1% MoM decrease in All Pendings (new contracts + contracts carried over from February) to 8; and a 100% increase in supply to 8 active units.

This activity resulted in a Contract Ratio of 1.00 pendings per active listing, down from 2.25 in February and a decrease from 3.50 in March 2025. The Contract Ratio is 61% lower than the 5-year March average of 2.57. A higher Contract Ratio signifies a relative increase in contract activity compared to supply, and indicates the market is moving in the seller's favor. A lower Contract Ratio signifies a relative decrease in contract activity compared to supply, and indicates the market is moving in the buyer's favor.

