

April 2026

All Home Types
Detached
Attached
Attached/Townhouse

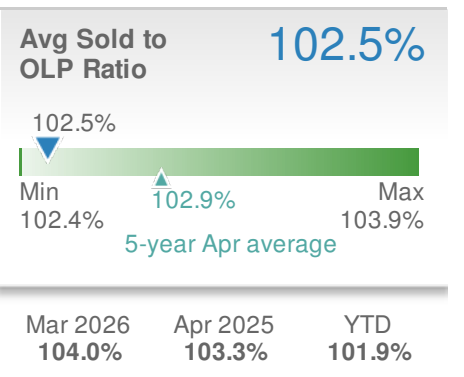
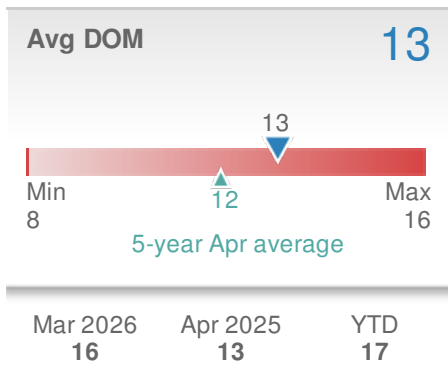
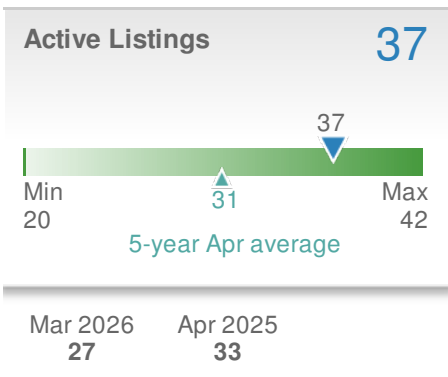
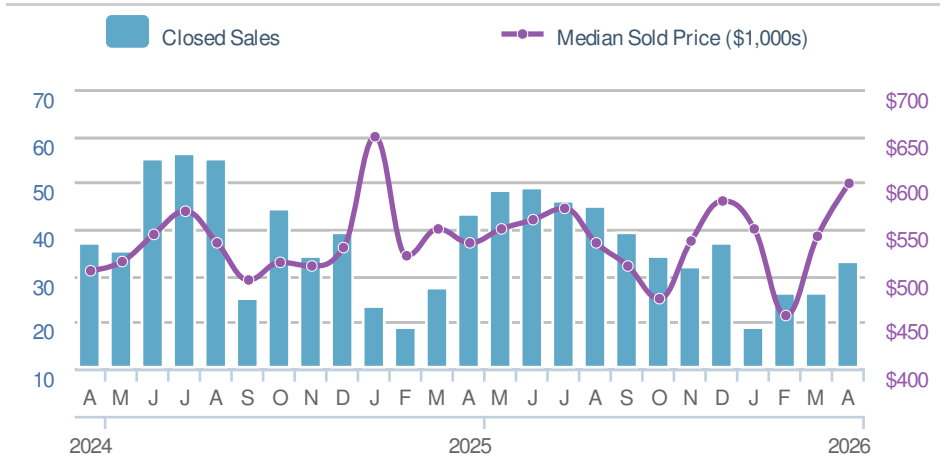
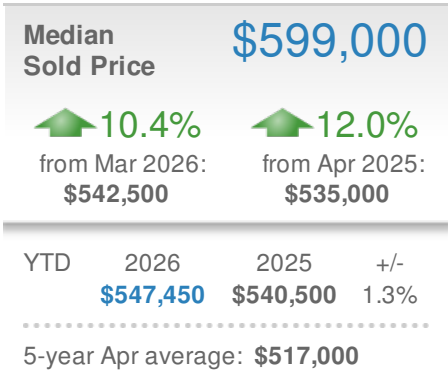
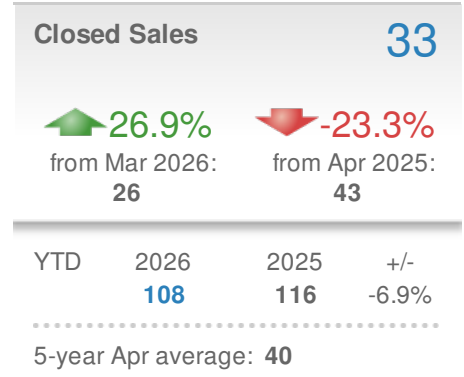
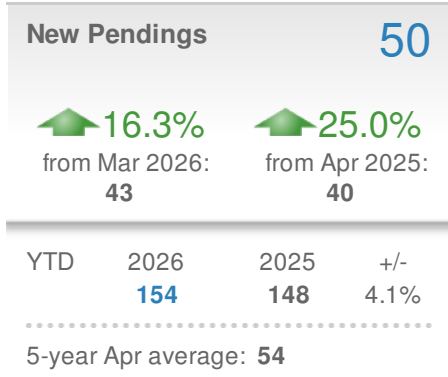
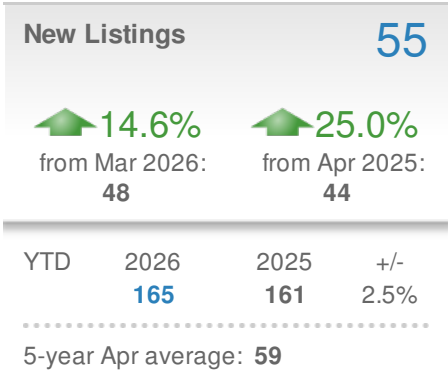
Local Market Insight

Haverford Township (Delaware, PA)

April 2026

Haverford Township (Delaware, PA)

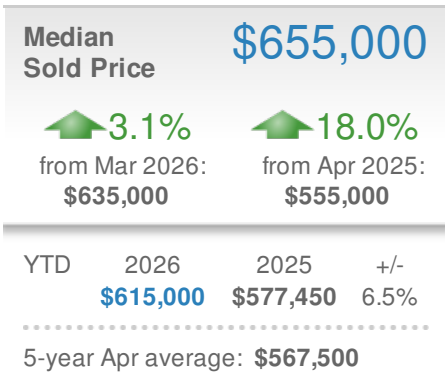
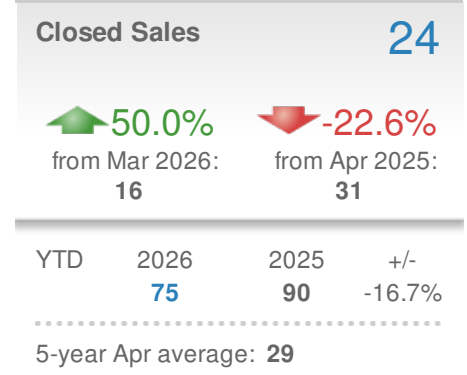
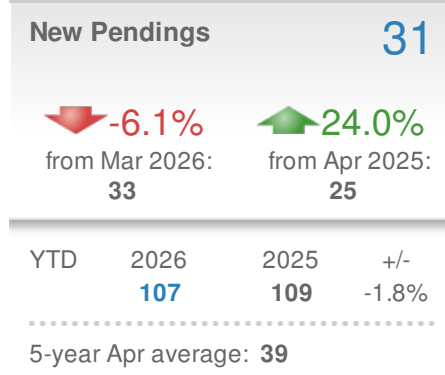
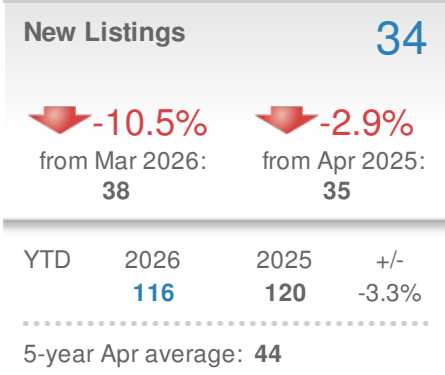
Email: ldavis@tcsr.realtor



April 2026

Haverford Township (Delaware, PA) - Detached

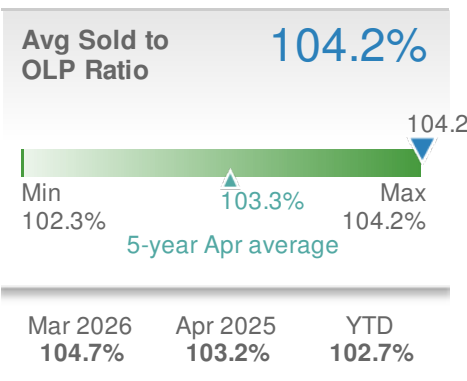
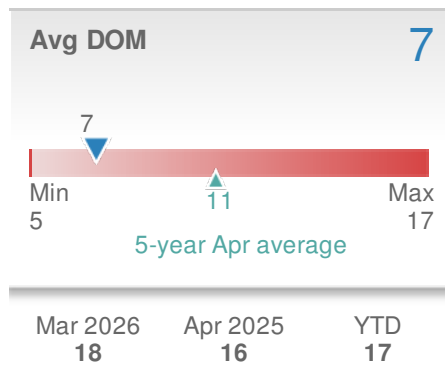
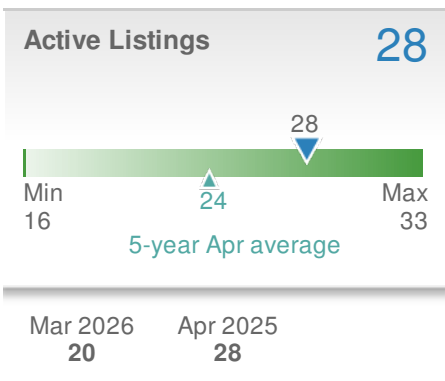
Tri-County Suburban REALTORS
Email: ldavis@tcsr.realtor



Summary

In Haverford Township (Delaware, PA), the median sold price for Detached properties for April was \$655,000, representing an increase of 3.1% compared to last month and an increase of 18% from Apr 2025. The average days on market for units sold in April was 7 days, 35% below the 5-year April average of 11 days. There was a 6.1% month over month decrease in new contract activity with 31 New Pendings; a 15.6% MoM increase in All Pendings (new contracts + contracts carried over from March) to 52; and a 40% increase in supply to 28 active units.

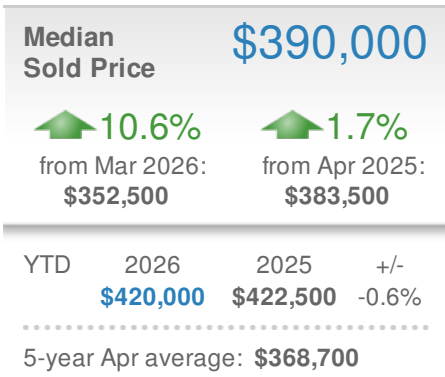
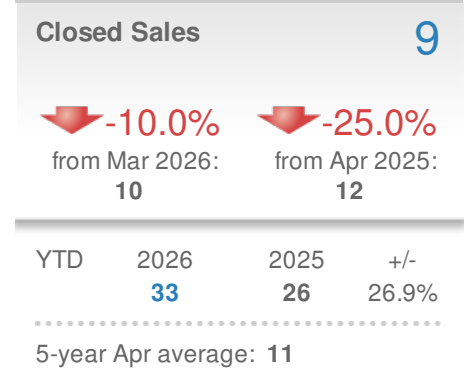
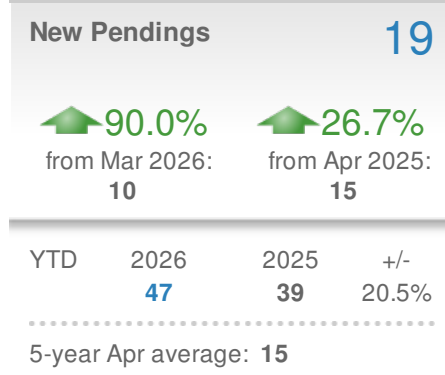
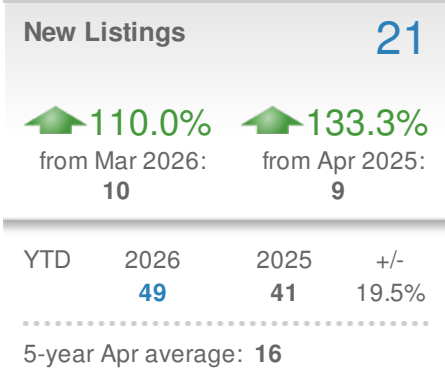
This activity resulted in a Contract Ratio of 1.86 pendings per active listing, down from 2.25 in March and an increase from 1.54 in April 2025. The Contract Ratio is 27% lower than the 5-year April average of 2.54. A higher Contract Ratio signifies a relative increase in contract activity compared to supply, and indicates the market is moving in the seller's favor. A lower Contract Ratio signifies a relative decrease in contract activity compared to supply, and indicates the market is moving in the buyer's favor.



April 2026

Haverford Township (Delaware, PA) - Attached

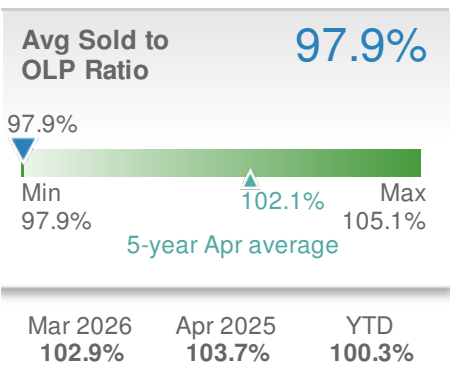
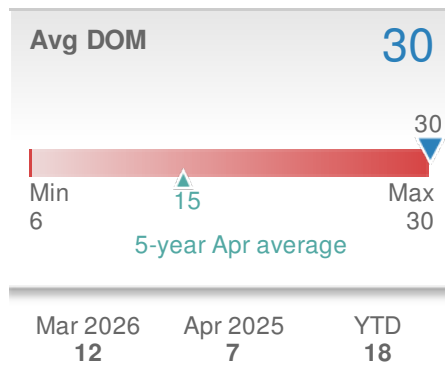

Tri-County Suburban REALTORS
Email: ldavis@tcsr.realtor



Summary

In Haverford Township (Delaware, PA), the median sold price for Attached properties for April was \$390,000, representing an increase of 10.6% compared to last month and an increase of 1.7% from Apr 2025. The average days on market for units sold in April was 30 days, 95% above the 5-year April average of 15 days. There was a 90% month over month increase in new contract activity with 19 New Pendings; a 90.9% MoM increase in All Pendings (new contracts + contracts carried over from March) to 21; and a 28.6% increase in supply to 9 active units.

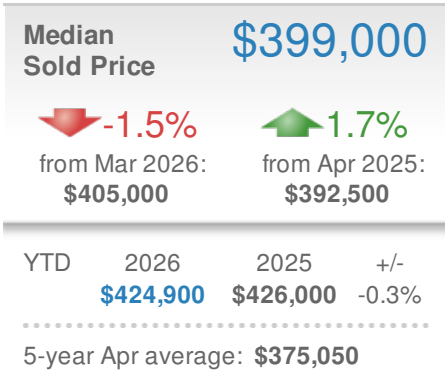
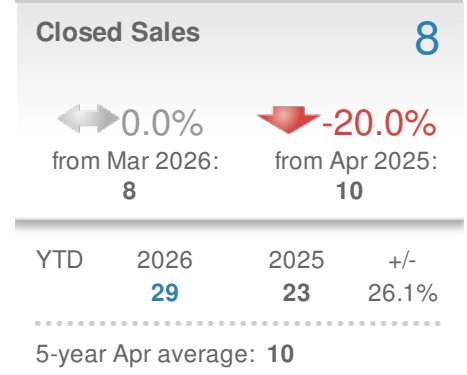
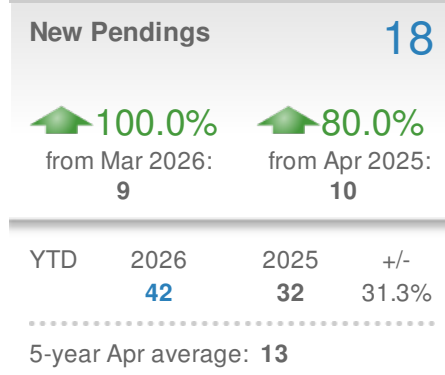
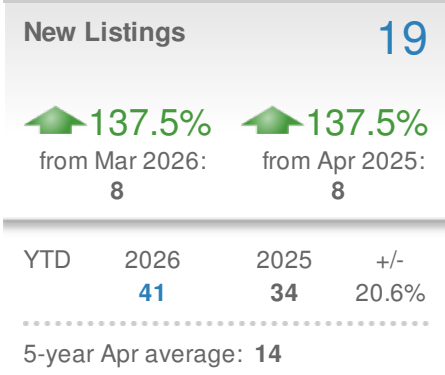
This activity resulted in a Contract Ratio of 2.33 pendings per active listing, up from 1.57 in March and a decrease from 3.00 in April 2025. The Contract Ratio is 13% lower than the 5-year April average of 2.68. A higher Contract Ratio signifies a relative increase in contract activity compared to supply, and indicates the market is moving in the seller's favor. A lower Contract Ratio signifies a relative decrease in contract activity compared to supply, and indicates the market is moving in the buyer's favor.



April 2026

Haverford Township (Delaware, PA) - Attached/Townhouse

SE County Suburban REALTORS
Email: ldavis@tcsr.realtor



Summary

In Haverford Township (Delaware, PA), the median sold price for Attached/Townhouse properties for April was \$399,000, representing a decrease of 1.5% compared to last month and an increase of 1.7% from Apr 2025. The average days on market for units sold in April was 31 days, 94% above the 5-year April average of 16 days. There was a 100% month over month increase in new contract activity with 18 New Pendings; a 100% MoM increase in All Pendings (new contracts + contracts carried over from March) to 20; and no change in supply with 6 active units.

This activity resulted in a Contract Ratio of 3.33 pendings per active listing, up from 1.67 in March and an increase from 2.20 in April 2025. The Contract Ratio is 9% higher than the 5-year April average of 3.07. A higher Contract Ratio signifies a relative increase in contract activity compared to supply, and indicates the market is moving in the seller's favor. A lower Contract Ratio signifies a relative decrease in contract activity compared to supply, and indicates the market is moving in the buyer's favor.

