

April 2026

All Home Types
Detached
Attached
Attached/Townhouse

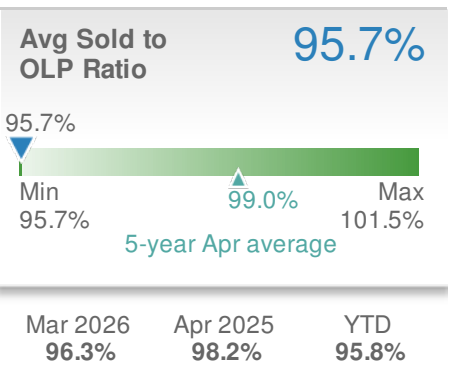
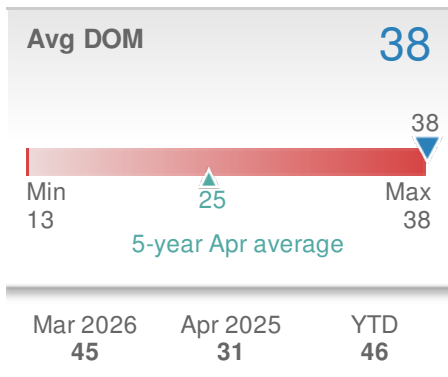
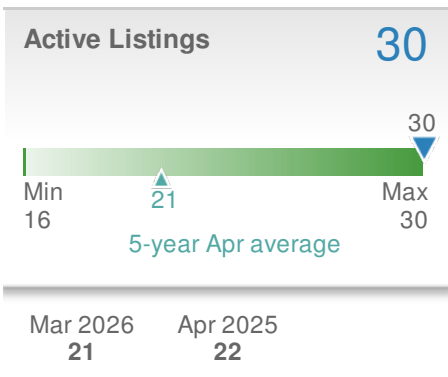
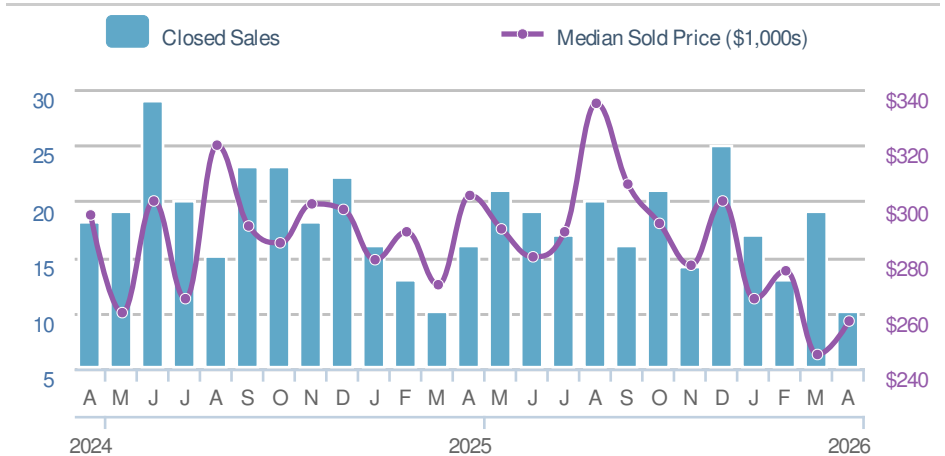
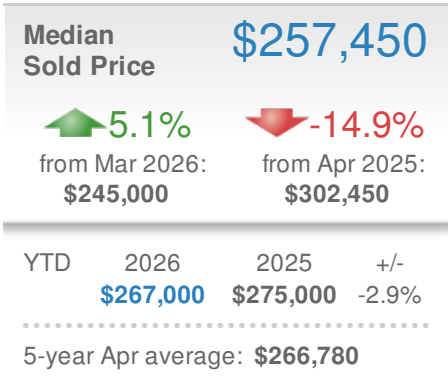
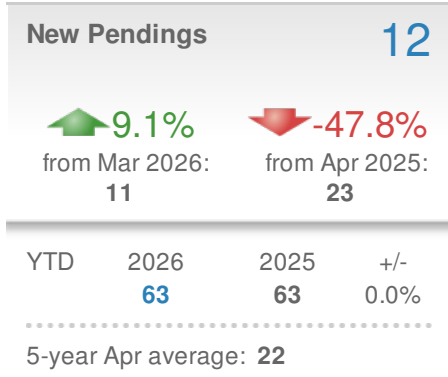
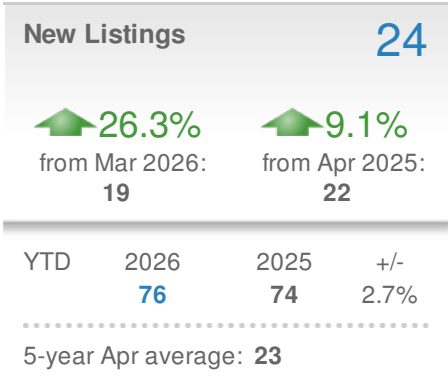
Local Market Insight

Interboro (Delaware, PA)

April 2026

Interboro (Delaware, PA)

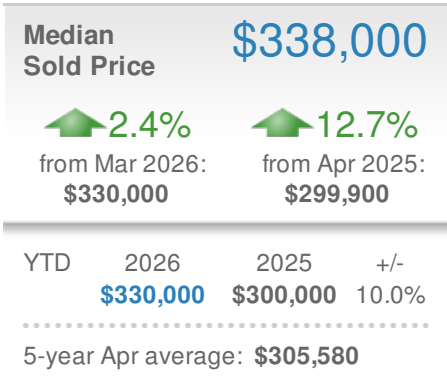
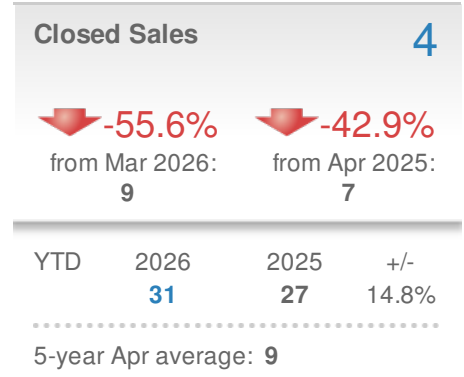
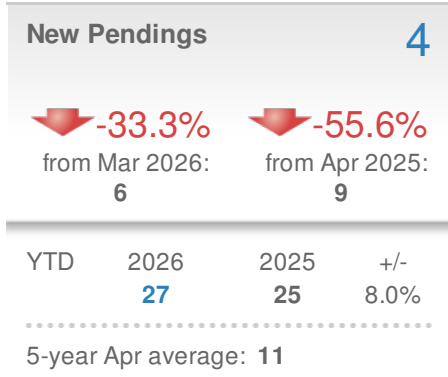
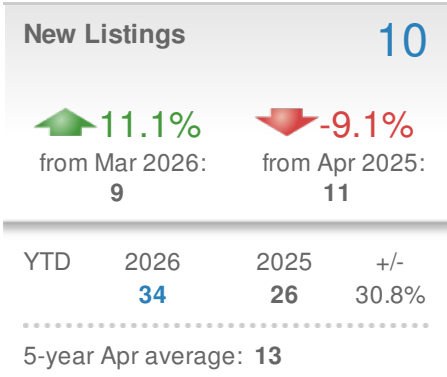
Email: ldavis@tcsr.realtor



April 2026

Interboro (Delaware, PA) - Detached

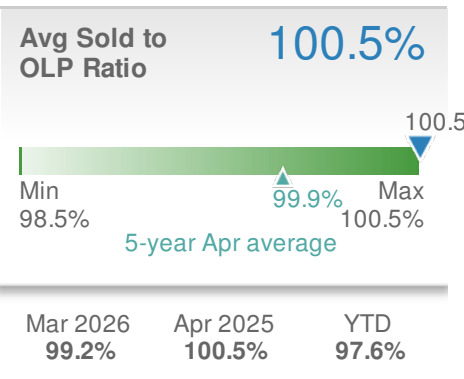
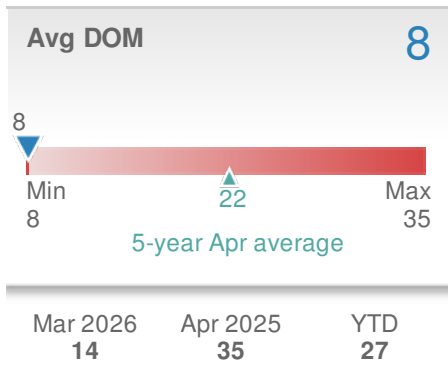
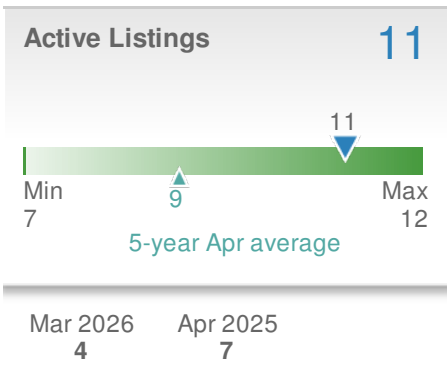
Tri-County Suburban REALTORS
Email: ldavis@tcsr.realtor



Summary

In Interboro (Delaware, PA), the median sold price for Detached properties for April was \$338,000, representing an increase of 2.4% compared to last month and an increase of 12.7% from Apr 2025. The average days on market for units sold in April was 8 days, 64% below the 5-year April average of 22 days. There was a 33.3% month over month decrease in new contract activity with 4 New Pendings; no MoM change in All Pendings (new contracts + contracts carried over from March) with 7; and a 175% increase in supply to 11 active units.

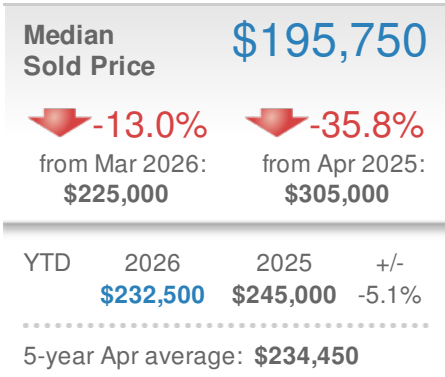
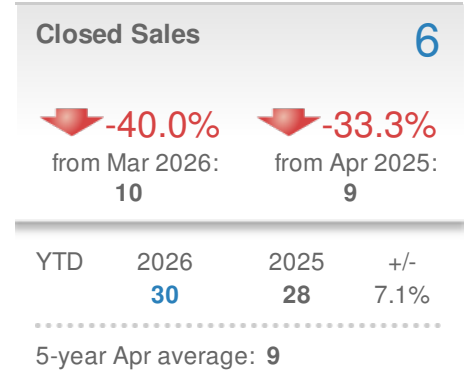
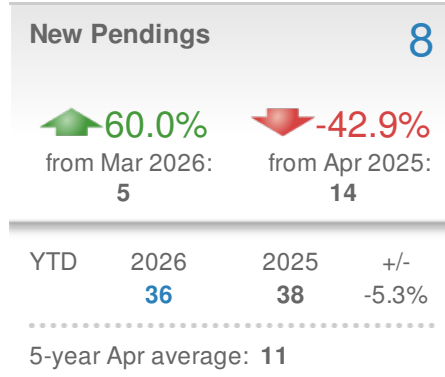
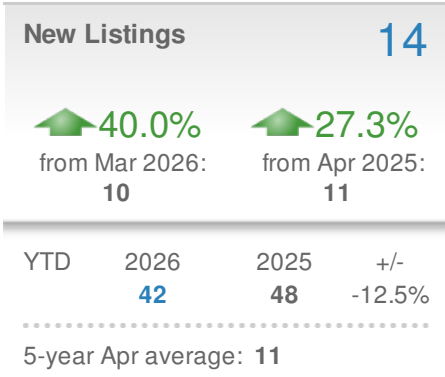
This activity resulted in a Contract Ratio of 0.64 pendencies per active listing, down from 1.75 in March and a decrease from 1.71 in April 2025. The Contract Ratio is 64% lower than the 5-year April average of 1.77. A higher Contract Ratio signifies a relative increase in contract activity compared to supply, and indicates the market is moving in the seller's favor. A lower Contract Ratio signifies a relative decrease in contract activity compared to supply, and indicates the market is moving in the buyer's favor.



April 2026

Interboro (Delaware, PA) - Attached


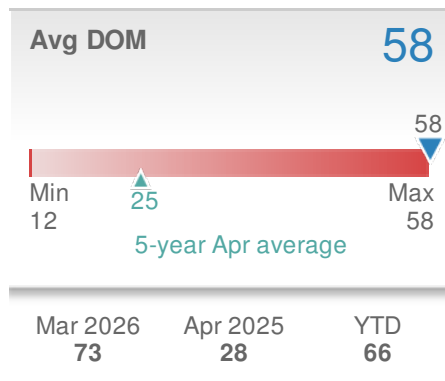
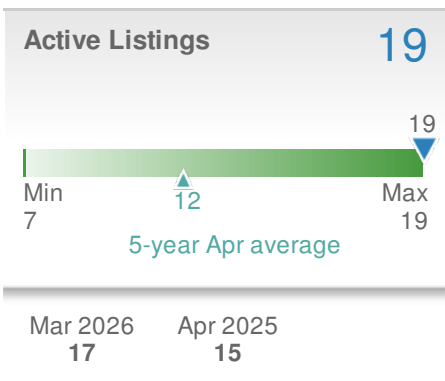
Tri-County Suburban REALTORS
Email: ldavis@tcsr.realtor



Summary

In Interboro (Delaware, PA), the median sold price for Attached properties for April was \$195,750, representing a decrease of 13% compared to last month and a decrease of 35.8% from Apr 2025. The average days on market for units sold in April was 58 days, 128% above the 5-year April average of 25 days. There was a 60% month over month increase in new contract activity with 8 New Pendings; a 33.3% MoM increase in All Pendings (new contracts + contracts carried over from March) to 12; and an 11.8% increase in supply to 19 active units.

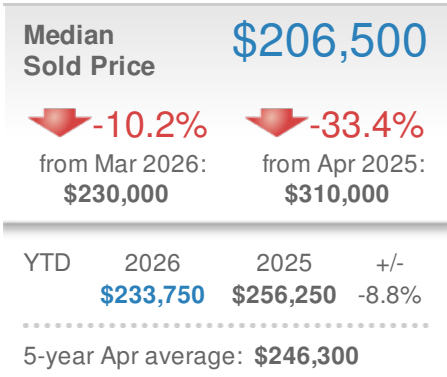
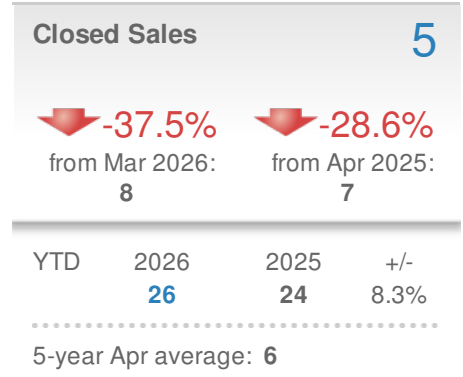
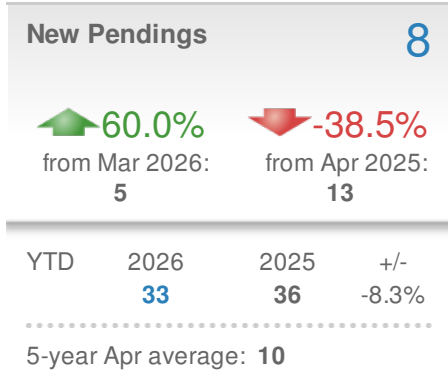
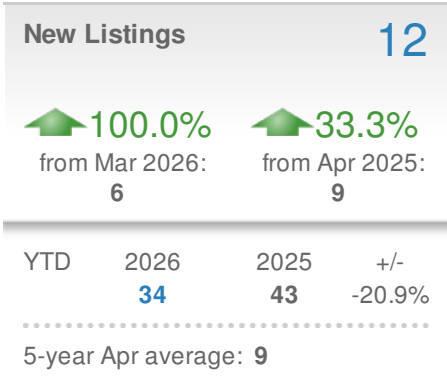
This activity resulted in a Contract Ratio of 0.63 pendings per active listing, up from 0.53 in March and a decrease from 1.13 in April 2025. The Contract Ratio is 59% lower than the 5-year April average of 1.52. A higher Contract Ratio signifies a relative increase in contract activity compared to supply, and indicates the market is moving in the seller's favor. A lower Contract Ratio signifies a relative decrease in contract activity compared to supply, and indicates the market is moving in the buyer's favor.



April 2026

Interboro (Delaware, PA) - Attached/Townhouse

Tri-County Suburban REALTORS
Email: ldavis@tcsr.realtor



Summary

In Interboro (Delaware, PA), the median sold price for Attached/Townhouse properties for April was \$206,500, representing a decrease of 10.2% compared to last month and a decrease of 33.4% from Apr 2025. The average days on market for units sold in April was 69 days, 143% above the 5-year April average of 28 days. There was a 60% month over month increase in new contract activity with 8 New Pendings; a 50% MoM increase in All Pendings (new contracts + contracts carried over from March) to 12; and a 20% increase in supply to 12 active units.

This activity resulted in a Contract Ratio of 1.00 pendings per active listing, up from 0.80 in March and a decrease from 1.60 in April 2025. The Contract Ratio is 43% lower than the 5-year April average of 1.75. A higher Contract Ratio signifies a relative increase in contract activity compared to supply, and indicates the market is moving in the seller's favor. A lower Contract Ratio signifies a relative decrease in contract activity compared to supply, and indicates the market is moving in the buyer's favor.

