

April 2026

All Home Types
Detached
Attached
Attached/Townhouse

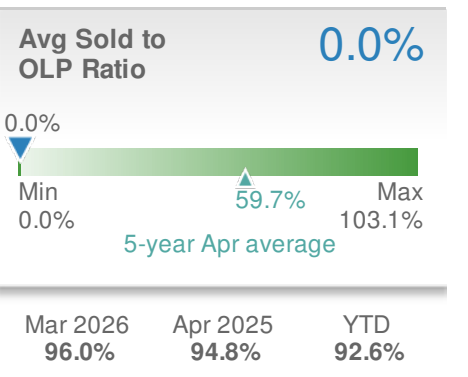
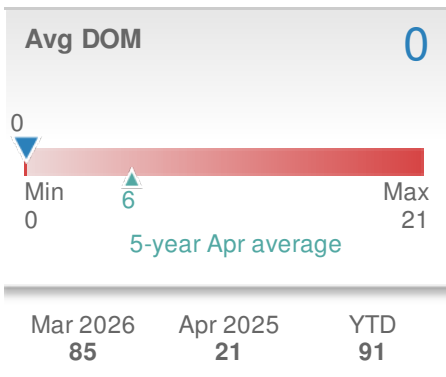
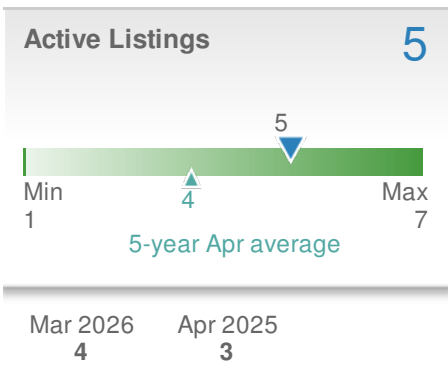
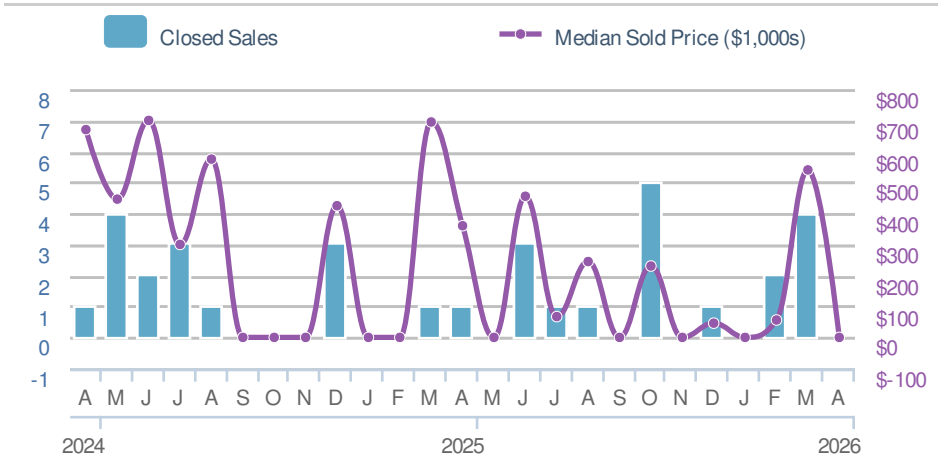
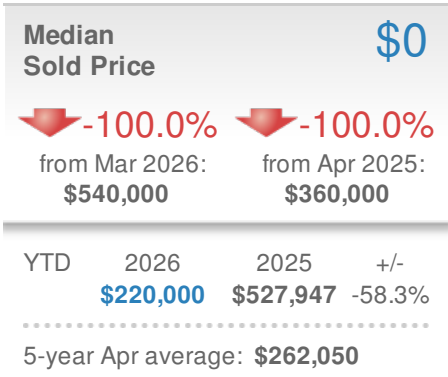
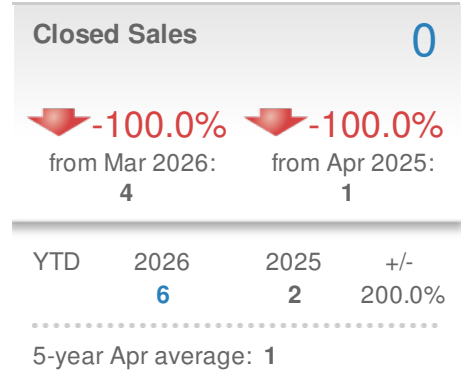
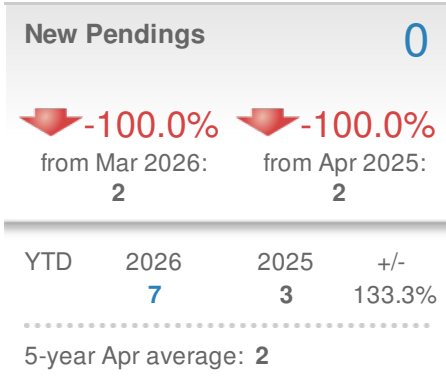
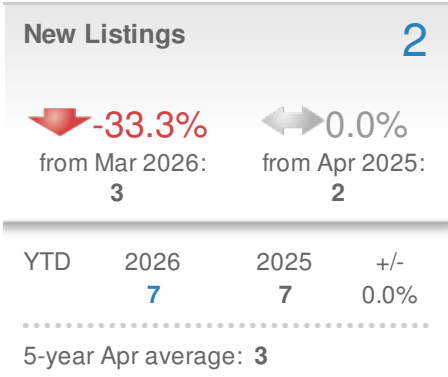
Local Market Insight

Upper Perkiomen (Berks, PA)

April 2026

Upper Perkiomen (Berks, PA)

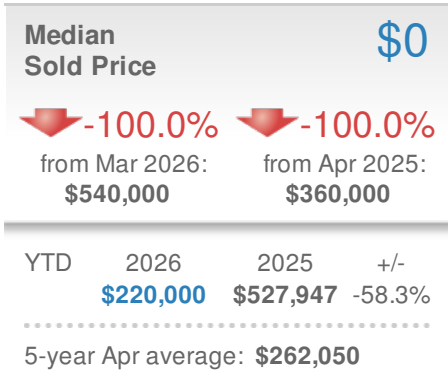
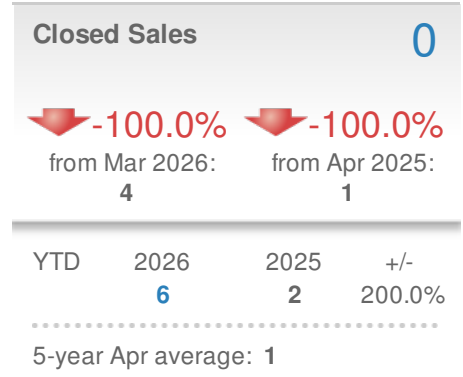
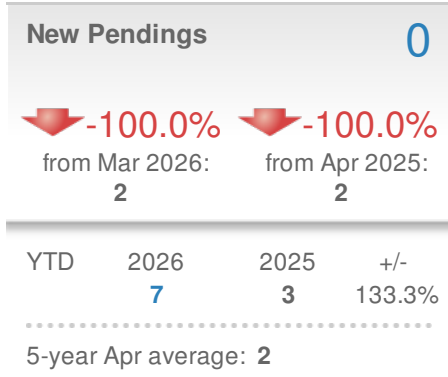
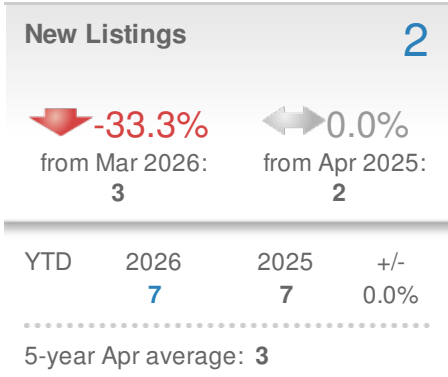
Email: ldavis@tcsr.realtor



April 2026

Upper Perkiomen (Berks, PA) - Detached

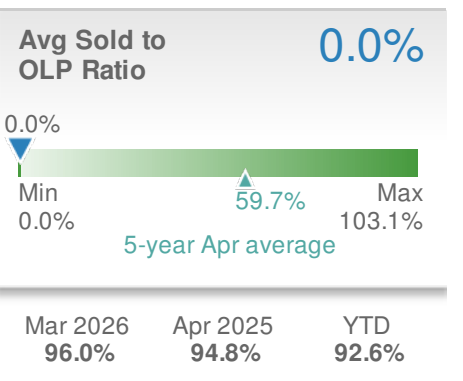
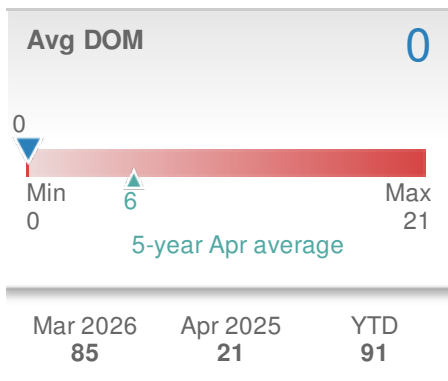
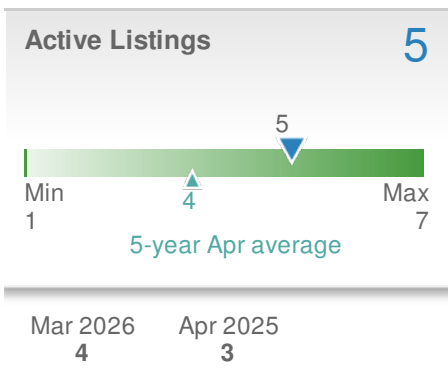
Tri-County Suburban REALTORS
Email: ldavis@tcsr.realtor



Summary

In Upper Perkiomen (Berks, PA), the median sold price for Detached properties for April was \$0, representing a decrease of 100% compared to last month and a decrease of 100% from Apr 2025. The average days on market for units sold in April was 0 days, 100% below the 5-year April average of 6 days. There was a 100% month over month decrease in new contract activity with 0 New Pendings; no MoM change in All Pendings (new contracts + contracts carried over from March) with 2; and a 25% increase in supply to 5 active units.

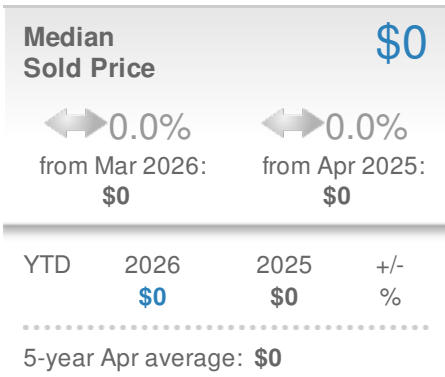
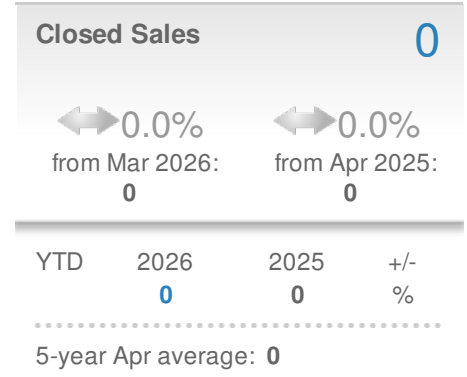
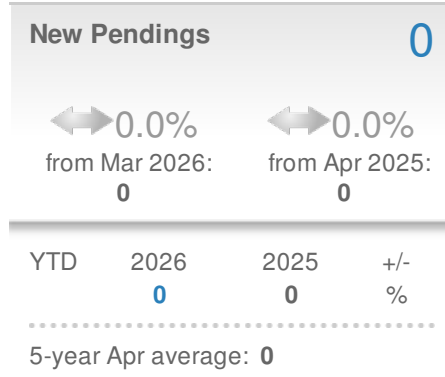
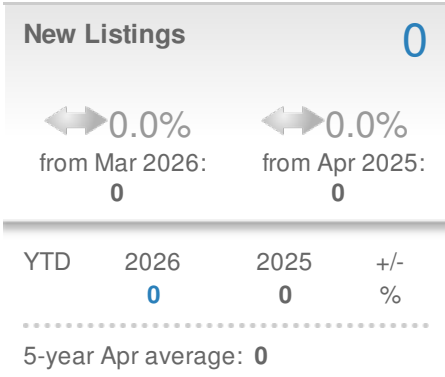
This activity resulted in a Contract Ratio of 0.40 pendings per active listing, down from 0.50 in March and a decrease from 0.67 in April 2025. The Contract Ratio is 65% lower than the 5-year April average of 1.13. A higher Contract Ratio signifies a relative increase in contract activity compared to supply, and indicates the market is moving in the seller's favor. A lower Contract Ratio signifies a relative decrease in contract activity compared to supply, and indicates the market is moving in the buyer's favor.



April 2026

Upper Perkiomen (Berks, PA) - Attached

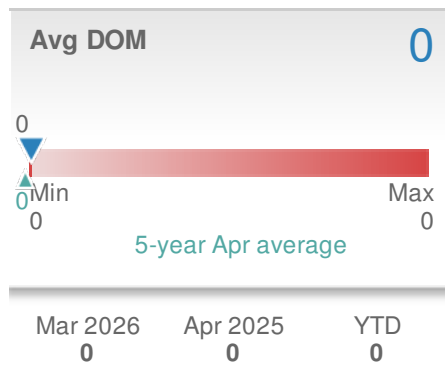
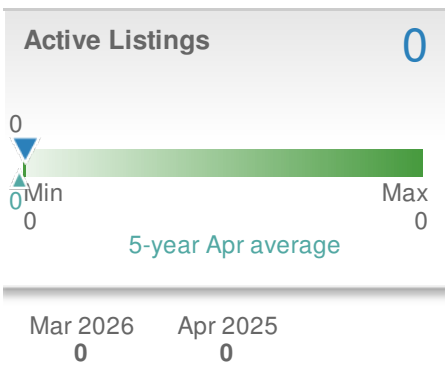
Tri-County Suburban REALTORS
Email: ldavis@tcsr.realtor



Summary

In Upper Perkiomen (Berks, PA), the median sold price for Attached properties for April was \$0, representing no change compared to last month and no change from April 2025. The average days on market for units sold in April was 0 days, the same as the 5-year April average of 0 days. There was no month over month change in new contract activity with 0 New Pendings; no MoM change in All Pendings (new contracts + contracts carried over from March) with 0; and no change in supply with 0 active units.

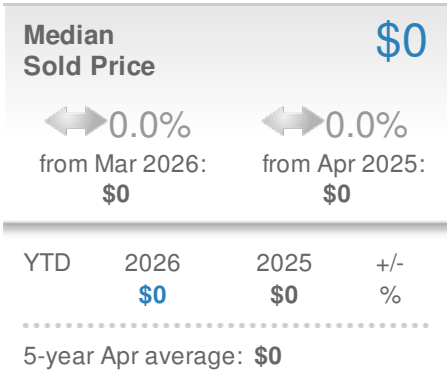
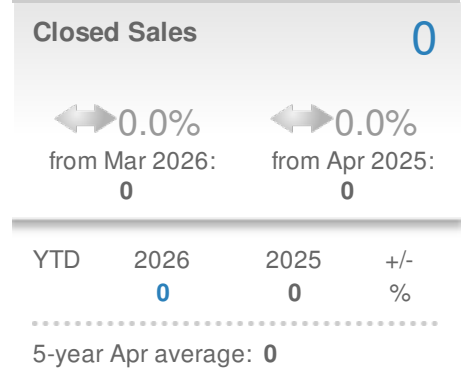
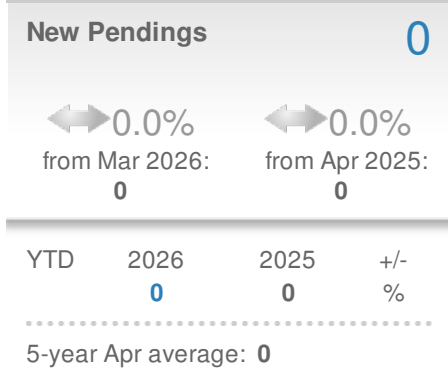
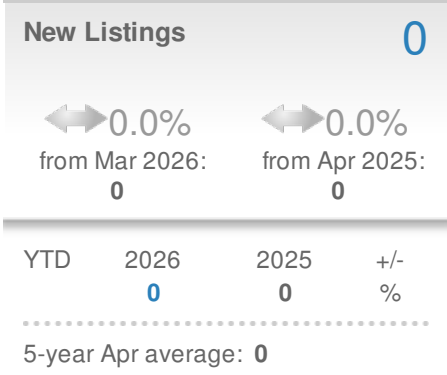
This activity resulted in a Contract Ratio of 0.00 pendings per active listing, no change from March and no change from April 2025. The Contract Ratio is the same as the 5-year April average of 0.00. A higher Contract Ratio signifies a relative increase in contract activity compared to supply, and indicates the market is moving in the seller's favor. A lower Contract Ratio signifies a relative decrease in contract activity compared to supply, and indicates the market is moving in the buyer's favor.



April 2026

Upper Perkiomen (Berks, PA) - Attached/Townhouse

Tri-County Suburban REALTORS
Email: ldavis@tcsr.realtor



Summary

In Upper Perkiomen (Berks, PA), the median sold price for Attached/Townhouse properties for April was \$0, representing no change compared to last month and no change from Apr 2025. The average days on market for units sold in April was 0 days, the same as the 5-year April average of 0 days. There was no month over month change in new contract activity with 0 New Pendings; no MoM change in All Pendings (new contracts + contracts carried over from March) with 0; and no change in supply with 0 active units.

This activity resulted in a Contract Ratio of 0.00 pendings per active listing, no change from March and no change from April 2025. The Contract Ratio is the same as the 5-year April average of 0.00. A higher Contract Ratio signifies a relative increase in contract activity compared to supply, and indicates the market is moving in the seller's favor. A lower Contract Ratio signifies a relative decrease in contract activity compared to supply, and indicates the market is moving in the buyer's favor.

